

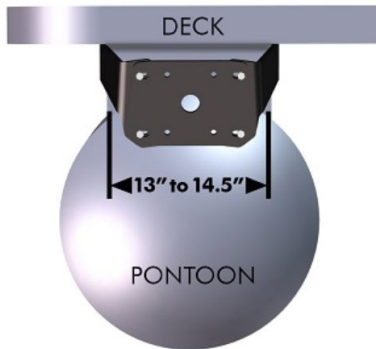
Power-Pole Mounting Options for Pontoon Boats

Buy Online at www.XtremeBoat.com/adaptor-plate-for-pontoon-boat

Pontoon Mounting Options

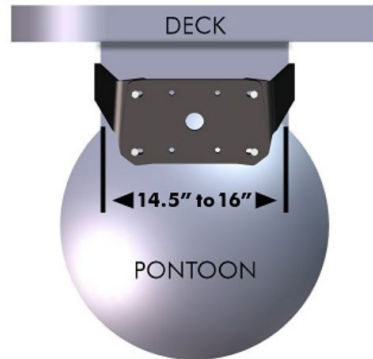
Pontoon Mount 13-14.5" Face

Used to mount the adapter plate to the support between the pontoon and the deck. The width of the pontoon support M-Brace should measure between 13 and 14.5 inches.



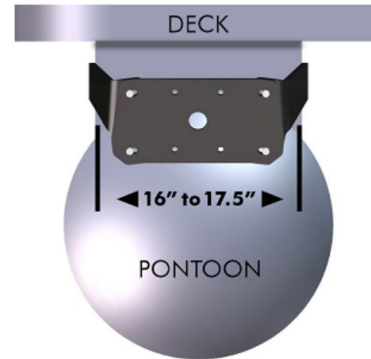
Pontoon Mount 14.5-16" Face

Used to mount the adapter plate to the support between the pontoon and the deck. The width of the pontoon support M-Brace should measure between 14.5 and 16 inches.



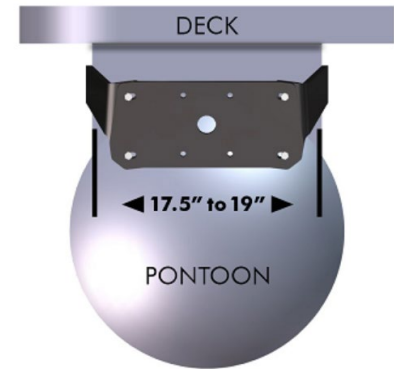
Pontoon Mount 16-17.5" Face

Used to mount the adapter plate to the support between the pontoon and the deck. The width of the pontoon support M-Brace should measure between 16 and 17.5 inches.



Pontoon Mount 17.5-19" Face

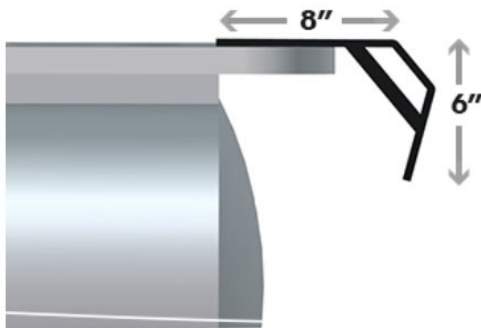
Used to mount the adapter plate to the support between the pontoon and the deck. The width of the pontoon support M-Brace should measure between 17.5 and 19 inches.



Deck Mounting Options

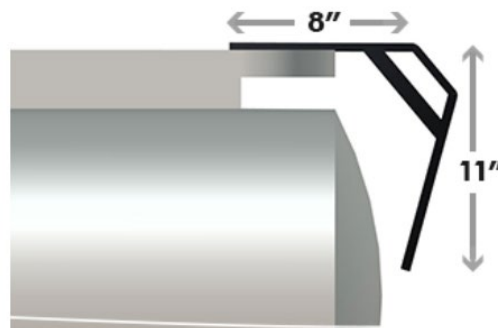
Deck Mount Short-Short 8" aft- 6" drop

Used when the edge of the deck extends past the end of the pontoon by at least 10 inches.



Deck Mount Short-Long 8" aft- 11" drop

Used when the edge of the deck is approximately even with the end of the pontoon.



Deck Mount Long-Long 13" aft- 11" drop

Used when the end of the pontoon protrudes past the end of the deck by no more than 6 inches.

